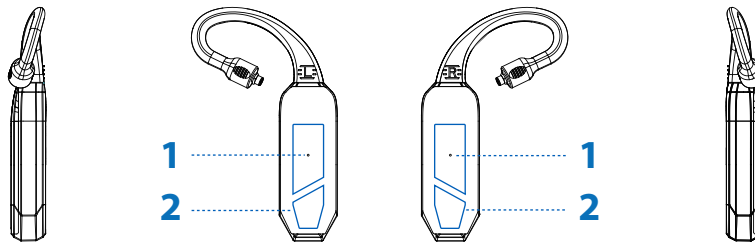


# ifi

## GO pod



**Thank you for purchasing this GO series pod. The GO pod is an Wearable HD Bluetooth DAC/headphone amp.**

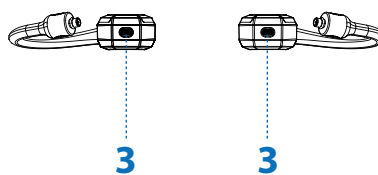
### 1. GO pod status indicator

| LED                  | Status  |
|----------------------|---|
| Charging:            | Steady Red  |
| Fully charged:       | Light off   |
| Awaiting connection: | Flashing Blue   |
| Ready to pair:       | Alternately flash Red and Blue  |
| Successfully paired: | Light off   |
| Factory Reset:       | Steady Blue $\geq 3s$ . Alternately flash Red and Green (only operated within Gaia APP when in binaural working mode) |

### 2. Touch control area

- Play/Pause/Answer the call (Single tap)
- Reject/hang up (Double tap)
- Skip forward (Double tap)
- Skip back (Triple tap)
- Volume Up (Hold right, used when in binaural working mode, not available in monaural working mode))
- Volume Down (Hold left, used when in binaural working mode, not available in monaural working mode))
- Wake up voice assistant (Single tap then hold)
- Bluetooth Pairing (Hold left and right together for  $\geq 2s$ )
- Power Reset (Hold left or right for  $\geq 12s$ , release when steady blue light is on\*)

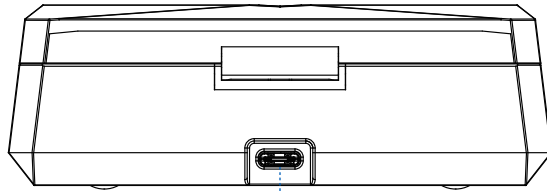
*Tip: The reboot function can be used when the GO pod is abnormal or dead.*



### 3. Microphone

Built-in mic for hands-free calls when paired with your smartphone.

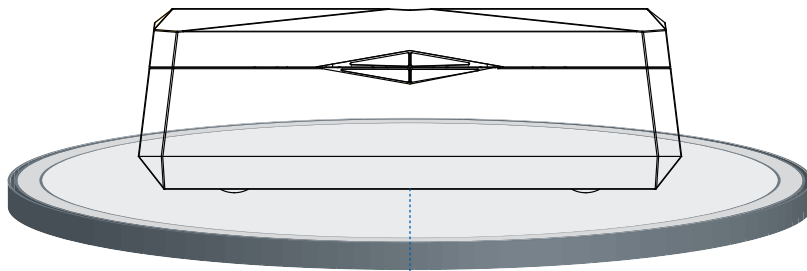
*Tip: To wake up your phone's voice assistant, Single tap then hold left or right for  $\geq 2s$  the Touch control area (2).*



4

#### 4. 5V/1A USB-C battery charge input

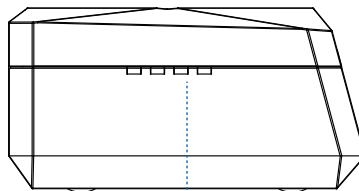
For charging only. 5V/1A and above Type-C charger.



5

#### 5. 5V/1.5A Qi wireless charging battery charging input

Use a 5V/1.5A and above Qi certified wireless charger.



6

#### 6. Charging box LED for Battery Status

| LED | Status |
|-----|--------|
| 4/4 | > 75%  |
| 3/4 | > 50%  |
| 2/4 | > 25%  |
| 1/4 | ≤ 25%  |

*\*Battery LED will flash when it is charging and will go out when it is fully charged.*

### **Bluetooth Pairing**

When removed from the charging case, GO pod LED blinks blue as it automatically searches for a previously paired device. If a stored device is not found, it then automatically enters pairing mode with LED blinking blue and red.

To enter pairing mode manually, Press the left and right touch area together for  $\geq 2$ s until LED flashes red / blue.

The GO pod is able to store up to 8 paired Bluetooth devices. Manual reconnection may still be necessary.

### **Connecting to Bluetooth device**

Turn on the phone's Bluetooth function, and select "GO pod" in your Bluetooth list.

### **GO pod Auto-connecting**

The GO pod switch on and connect to each other automatically when taken out of the charging case. And the GO pod will flash blue lights to indicate that the GO pod are automatically interconnection to each other. Once interconnection successfully, the GO pod L +R will alternately flash the red light and blue light.


### **Single-GO pod Mode**

Removing the right or left GO pod from the charging case, it will automatically turn on, and select "GO pod" (Left GO pod) or "GO pod" (Right GO pod) in the Bluetooth list to connect GO pod.

If the GO pod has not successfully connected to Bluetooth for more than 5 minutes, they will automatically shut down.

When the GO pod is placed back in the charging case it automatically switches off and goes into charging, the binaural hanging steady red light is always on until it is fully charged and then goes out.

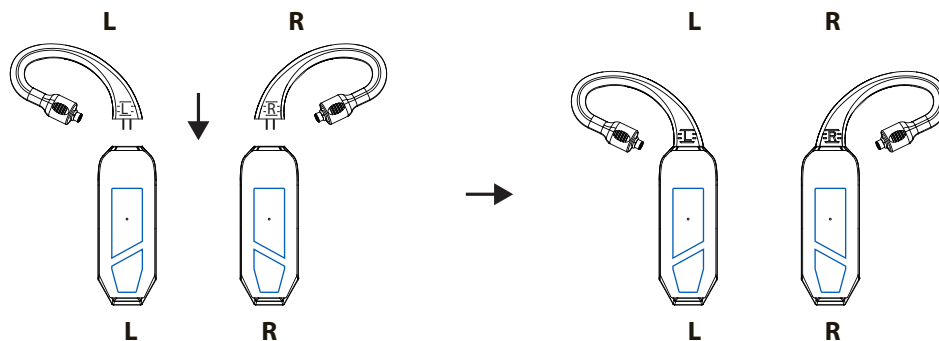
Do not leave the left and right GO pod too far when you take out them from the charging case for pairing. The recommended distance is no more than 15 CM.



### Set up your Bluetooth connection using our iFi-Gaia APP

Please search for "GO pod" within the Gaia app.

The Gaia app helps you to use all functions and settings of the headset, such as digital filters to adjust the sound, Resetting of GO pod.



### Ear loops connected to the GO pod touch control units

Three ear loop pairs are supplied: 0.78mm 2-pin, MMCX.



Scan the QR code to view the official iFi audio GO pod video on YouTube.

### Cautions

1. Avoid extreme heat, cold and humidity.
2. Avoid dropping or crushing the GO pod, stressing ear loop by rapid pulling or extreme force, or bending ear loop at sharp angle
3. If you experience discomfort or pain, try lowering the volume or discontinuing use temporarily.
4. If you experience regular discomfort while using this product, discontinue use and consult the physician.

*Warning: Dry the GO pod completely before placing them in the charging case to avoid damaging the case.*

## Specifications

|                                  |   |
|----------------------------------|---|
| <b>Bluetooth version :</b>       | Bluetooth 5.2™  |
| <b>Codecs :</b>                  | LDAC*, LHDC/HWA*, aptX Adaptive, aptX HD, aptX LL, aptX, AAC, SBC |
| <b>Chipset:</b>                  | Qualcomm QCC 5100 Series  |
| <b>Chipset:</b>                  | 10 m  |
| <b>Auto impedance detection:</b> | 16Ω/32Ω/64Ω/300Ω  |
| <b>SNR:</b>                      | 32Ω ≥129dB (A) / 300Ω ≥132dB (A)                                  |
| <b>THD + N:</b>                  | ≤0.002% (1kHz/32Ω)  |
| <b>Frequency response:</b>       | 10-20kHz(-3dB) LDAC   |
| <b>Battery:</b>                  | Ear hood 180mAh + Charging box 1500mAh                            |
| <b>Working hours:</b>            | Ear hood ~7h + Charging box ~30h                                  |
| <b>Charging time:</b>            | Ear hood ~1.5h + Charging box ~2h                                 |
| <b>Power System:</b>             | 5V/1A or 5V/2A Qi certified charger                               |
| <b>Dimensions:</b>               |   |
| Ear hood                         | 43.5 x 16.4 x 9.5 mm (1.7" x 0.6" x 0.4")                         |
| Charging box                     | 116 x 76 x 38.5 mm (4.6" x 3" x 1.5")                             |
| <b>Net weight:</b>               |   |
| Ear hood                         | 12g (0.42 oz)   |
| Charging box                     | 126g (4.44 oz)  |
| <b>Limited Warranty:</b>         | 12 months**   |

\*LDAC - 660k(stereo) 990k(mono), LHDC - 560(Stereo) 900k(mono)

\*\*12 months typical or as permitted/required by local reseller laws.

\*\*\*Specifications are subject to change without notice.